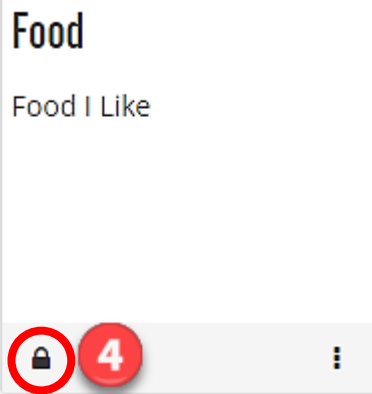
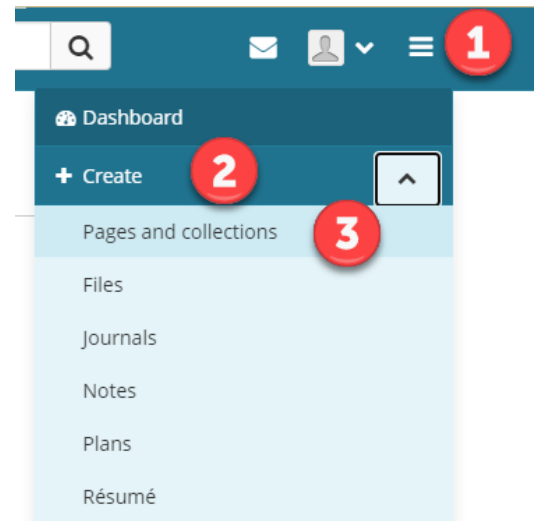


How do I share a page or collection with my tutor in Mahara?

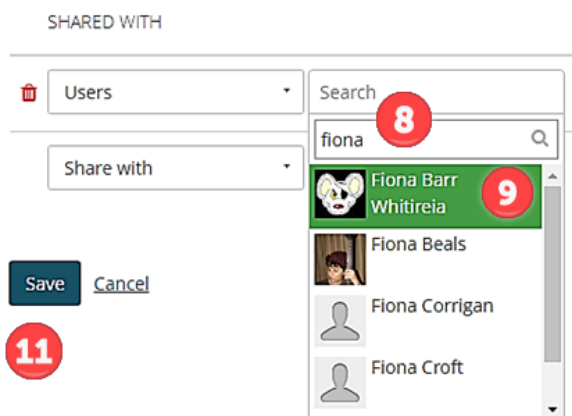
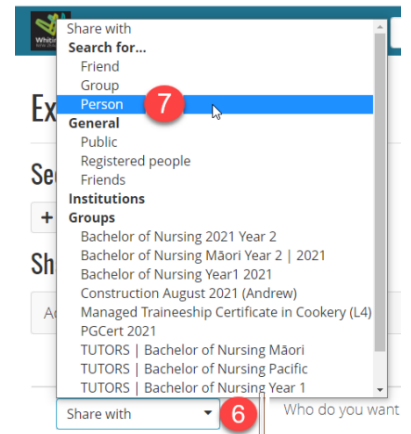
Login to Moodle and click on the Mahara link.



1. Click on the Burger menu
2. Choose: Create
3. Select: Pages and collections
4. Click on the padlock at the bottom of the Page or Collection you want to share



5. Click: Manage Access
6. Open the *Share with* dropdown
7. Choose: Users
8. Type the name in the search box
9. Click on the correct result
10. Repeat for more users
11. Click Save when finished



If you are unsure which role, save as MANAGER

