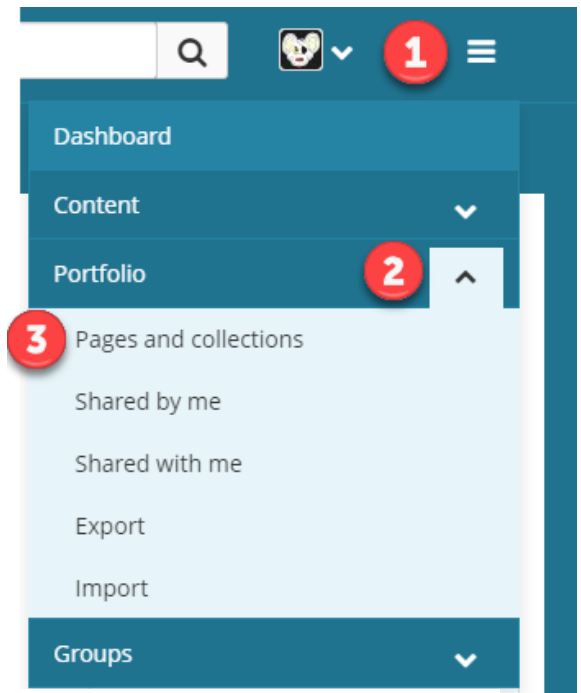


# How do I save a Mahara collection as a PDF?

Login to Moodle and click on the Mahara link.



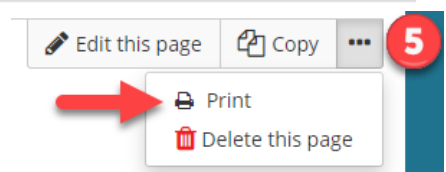
1. Click on the Burger menu
2. Choose: Portfolio
3. Select: Pages and collection
4. Open the Page or Collection you want to copy.



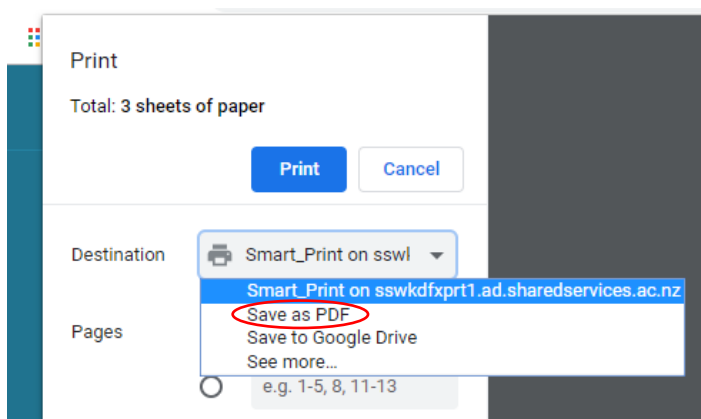
## Certificate in Foundation Studies: Painting 2017 (16 pages)

Sol - Updated 16 February 2018

5. Click on the three dots and select Print:



6. In Destination choose: Save as PDF



7. Click Save
8. Rename and choose destination